




TO-220AB/CT



TO-220F/FCT



TO-263/DC



FEATURES

- Very low forward voltage
- High current capability
- High forward surge capability
- Low power losses, High efficiency
- Guarding for over voltage protection

APPLICATIONS

Low VF Schottky barrier rectifier are designed for high frequency, miniature switched mode power supplies such as adapters ,lighting and on-board DC/DC conerters

Primary Characteristic

I_o	2*10A
V_{RRM}	120V
I_{FSM}	160A
V_F	0.66V
T_{jmax}	150°C

MECHANICAL DATA

- **Case:** Molded plastic
- **Polarity:** As marked
- **Mounting Position:** Any
- **Molded Plastic:** UL Flammability Classification Rating 94V-0
- Lead free in compliance with EU RoHS 2011/65/EU directive
- Solder bath temperature 275°C maximum,10s per JESD 22-B106

Maximum Ratings (Per Leg) at Ta=25°C unless otherwise specified

Characteristics	Symbol	Value	Unit
Maximum Repetitive Peak Reverse Voltage	V_{RRM}	120	V
Working Peak Reverse Voltage	V_{RWM}	120	V
Maximum DC Blocking Voltage	V_{DC}	120	V
Maximum Average Forward Rectified Current	I_o	Per Leg	10
		Total	20
Peak Forward Surge Current,8.3 ms Single Half Sine-wave Superimposed on Rated Load (JEDEC method)	I_{FSM}	160	A
Operating Temperature Range	T_J	-50 to +150	°C
Storage Temperature Range	T_{STG}	-50 to +150	°C
Typical Thermal Resistance (Note1) TO-220AB,TO-263 TO-220F	$R_{\theta_{JC}}$	2	°C/W
		4	

Note1: Thermal resistance from Junction to case per leg mounted on heatsink.

Electrical Characteristics (Per Leg) unless otherwise specified

Characteristics	Symbol	Value		Unit	
Forward Voltage Drop(Note2)	V_F	Typ.	Max.	V	
		at $I_F=3A$	at $I_F=3A$		
		0.56	-		
		0.51	-		
		0.65	0.69		
		0.57	-		
		0.79	0.85		
		0.66	-		
Maximum Reverse Current at $V_R=120V$	I_R	3	10		μA
		1.2	-		mA

Note2:Pulse test: 300 μs pulse width, 1 % duty cycle

RATINGS AND CHARACTERISTIC CURVES

FIG.1 MAXIMUM FORWARD CURRENT DERATING CURVE

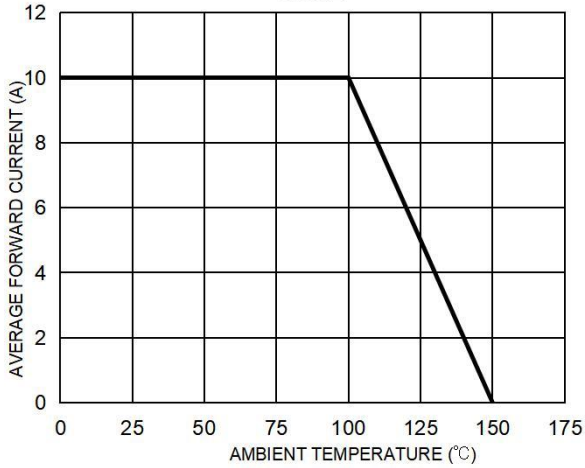


FIG. 2 MAXIMUM NON-REPETITIVE FORWARD SURGE CURRENT PER LEG

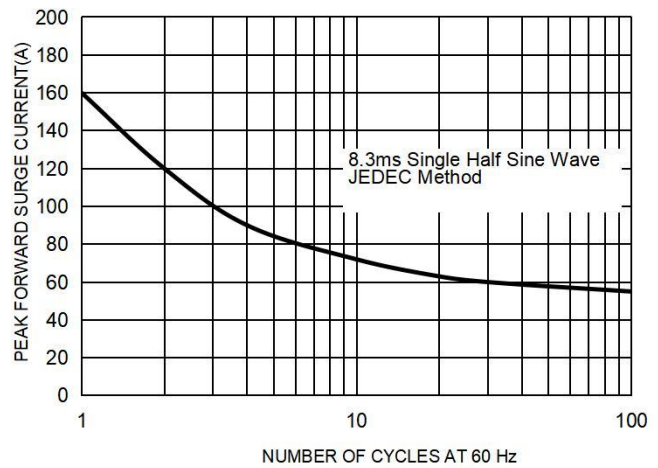


FIG. 3 TYPICAL FORWARD CHARACTERISTICS PER LEG

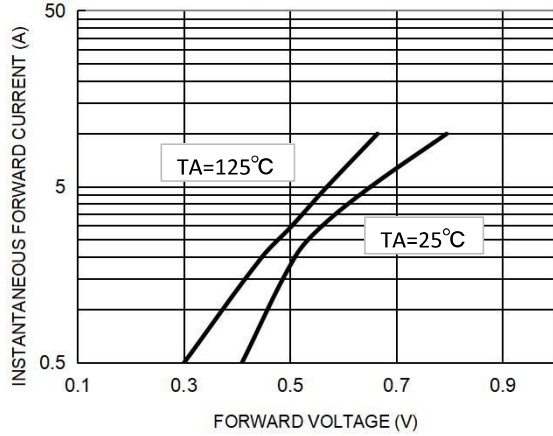
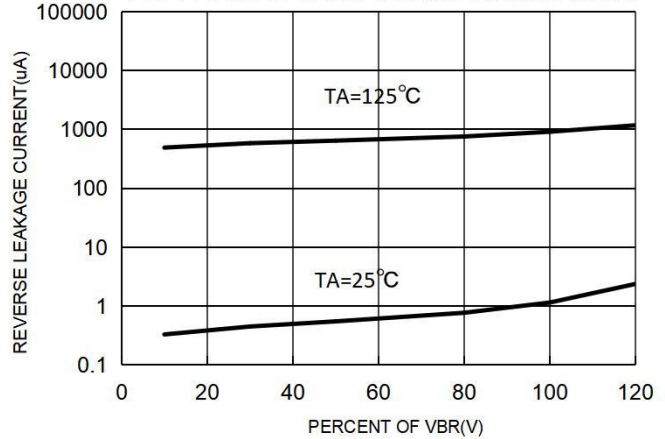
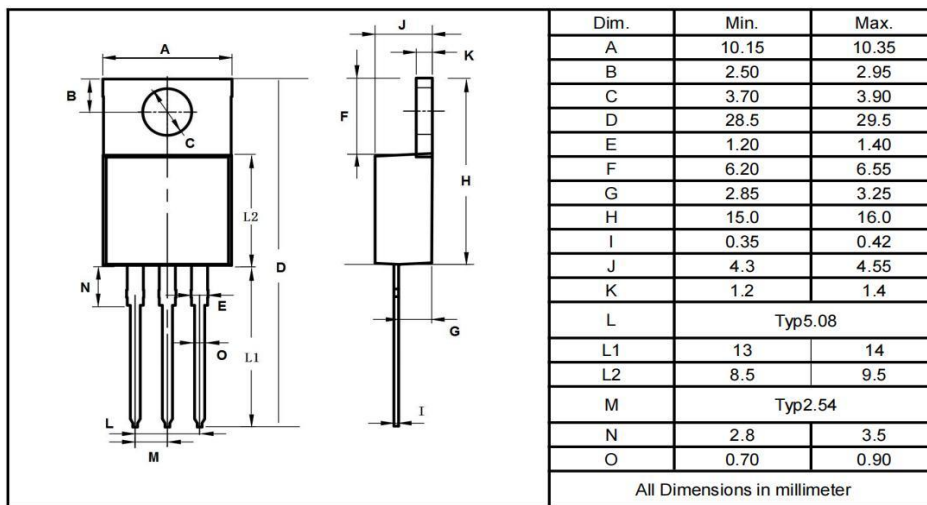


FIG. 4 TYPICAL REVERSE CHARACTERISTICS PER LEG

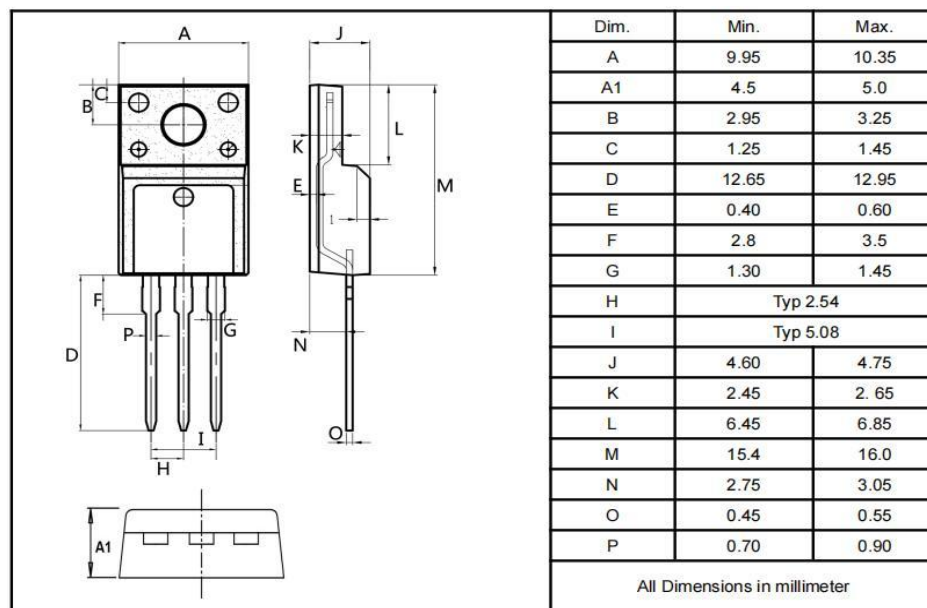


Package Outline Dimensions millimeters

TO-220AB



TO-220F



TO-263

