




TO-220AB/CT



TO-220F/FCT



TO-263/DC



FEATURES

- Low forward voltage
- High current capability
- High forward surge capability
- Low power losses, High efficiency
- Guarding for over voltage protection

APPLICATIONS

Low VF Schottky barrier rectifier are designed for high frequency, miniature switched mode power supplies such as adapters ,lighting and on-board DC/DC conerters

MECHANICAL DATA

- **Case:** Molded plastic
- **Polarity:** As marked
- **Mounting Position:** Any
- **Molded Plastic:** UL Flammability Classification Rating 94V-0
- Lead free in compliance with EU RoHS 2011/65/EU directive
- Solder bath temperature 275°C maximum,10s per JESD 22-B106

Primary Characteristic

I_O	2*10A
V_{RRM}	200V
I_{FSM}	350A
V_F	0.80V
$T_{j,max}$	175°C

Maximum Ratings (Per Leg) at Ta=25°C unless otherwise specified

Characteristics	Symbol	Value	Unit
Maximum Repetitive Peak Reverse Voltage	V_{RRM}	200	V
Working Peak Reverse Voltage	V_{RWM}	200	V
Maximum DC Blocking Voltage	V_{DC}	200	V
Maximum Average Forward Rectified Current	Per Leg	10	A
	Total	20	
Peak Forward Surge Current,8.3 ms Single Half Sine-wave	I_{FSM}	350	A
Operating Temperature Range	T_J	175	°C
Storage Temperature Range	T_{STG}	-40 to +175	°C
Typical Thermal Resistance (Note1)	$R_{\theta JC}$	2	°C/W
TO-220AB,TO-263			
TO-220F			

Note1: Thermal resistance from Junction to case per leg mounted on heatsink.

Electrical Characteristics (Per Leg) unless otherwise specified

Characteristics	Symbol	Value		Unit	
		Typ.	Max.		
Forward Voltage Drop(Note2)	V_F	Typ.	Max.	V	
at $I_F=3A$		TA=25°C	0.74		-
		TA=125°C	0.58		-
at $I_F=5A$		TA=25°C	0.76		-
		TA=125°C	0.61		-
at $I_F=10A$		TA=25°C	0.80		0.87
		TA=125°C	0.77		-
Maximum Reverse Current at $V_R=200V$		I_R	TA=25°C		1.5
	TA=125°C		1.5	-	
				μA	
				mA	

Note2:Pulse test: 300 μs pulse width, 1 % duty cycle

RATINGS AND CHARACTERISTIC CURVES

FIG.1 MAXIMUM FORWARD CURRENT DERATING CURVE

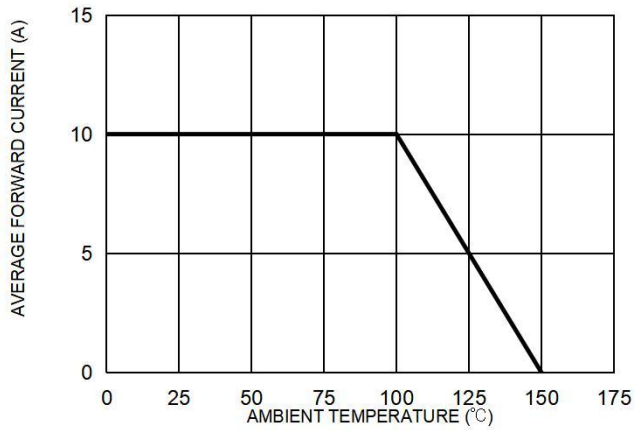


FIG. 2 MAXIMUM NON-REPETITIVE FORWARD SURGE CURRENT PER LEG

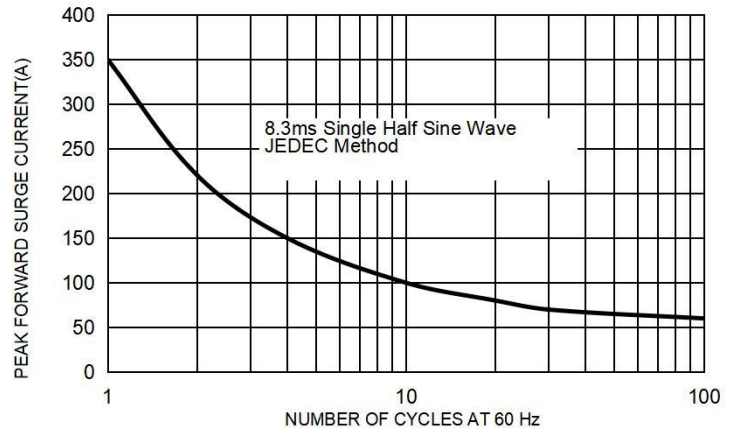


FIG. 3 TYPICAL FORWARD CHARACTERISTICS PER LEG

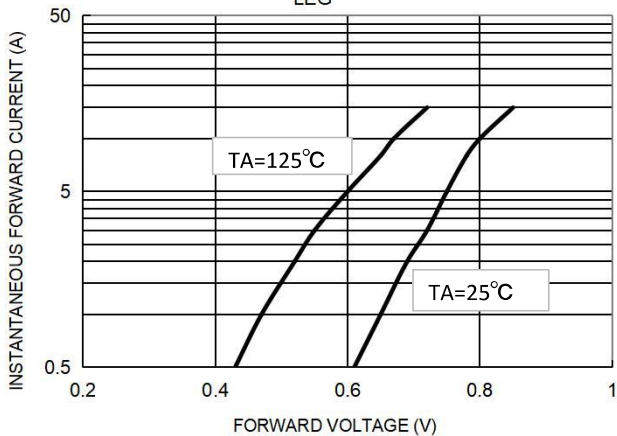
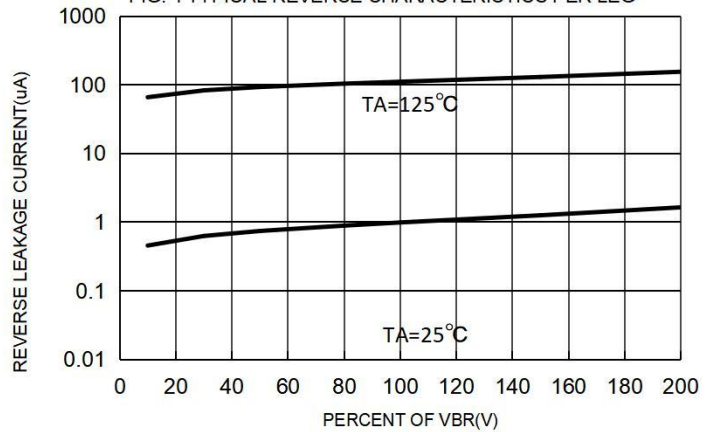
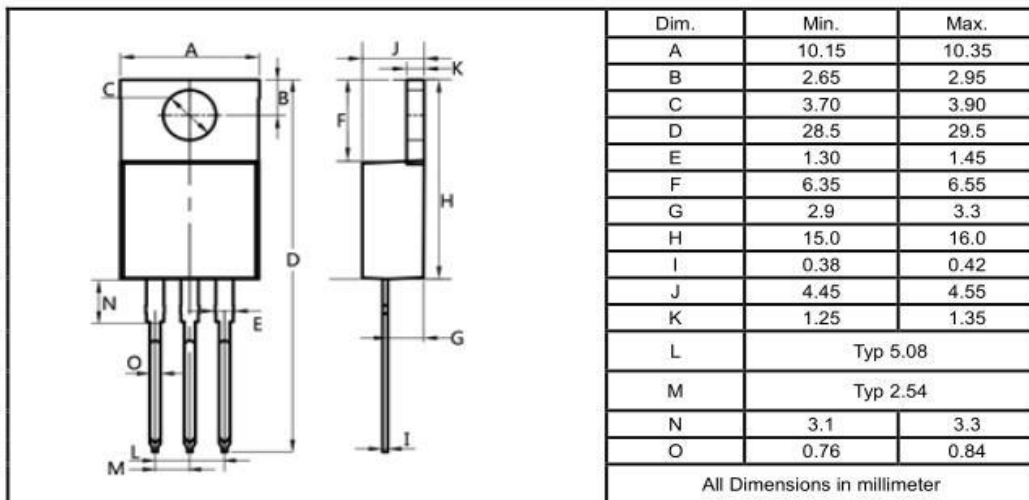


FIG. 4 TYPICAL REVERSE CHARACTERISTICS PER LEG

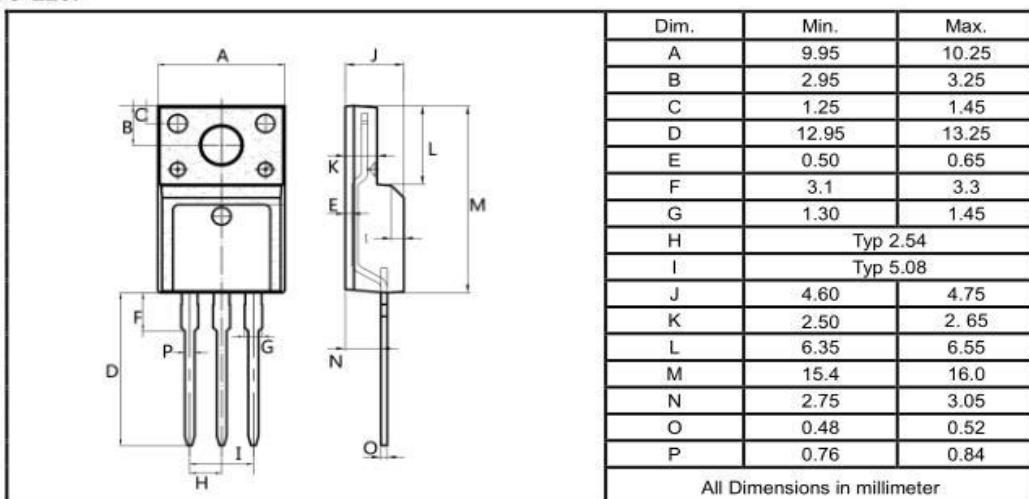


Package Outline Dimensions millimeters

TO-220AB



TO-220F



TO-263

